



1

How and where do you find inspiration?

5

If you could curate an exhibition, what would it be about?



2

What three things would you take to a desert island?

8

Whats the best piece of advice you've ever been given?

6

What communities would you consider yourself to be part of?

4

How would you describe yourself in three words?

What are your hopes for the next 5 years?

What was your most memorable lesson in school/college?



7

3




Print out this template and create the 'fortune teller' or 'chancer' (we all have different names for them!) You can use this in your remote mentoring sessions.

Instructions for how to make one are below. You could then go on to design your own.

Construction steps for the fortune teller



Take a sheet of paper.



Fold corner up till it meets the other side.



Fold other corner up till it meets the other side.



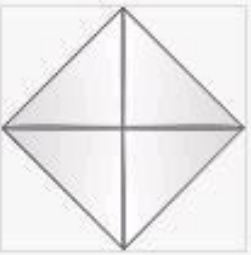
Cut off the area at the top.




Unfold it and you now have a square piece.



Fold up all four corners so that the points meet in the middle.




It should now look like this.



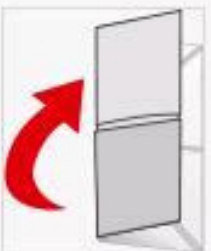
Flip it over.



Fold up all four corners so that the points meet in the middle.



It should now look like this.



Fold it.



Work your fingers into the four corners.